

TLRI Project

Understanding and Enhancing Learning Communities in  
Tertiary Education in Science and Engineering

Result for

**WINTEC**

Year 1: page 1-20  
Year 2: page 21-36

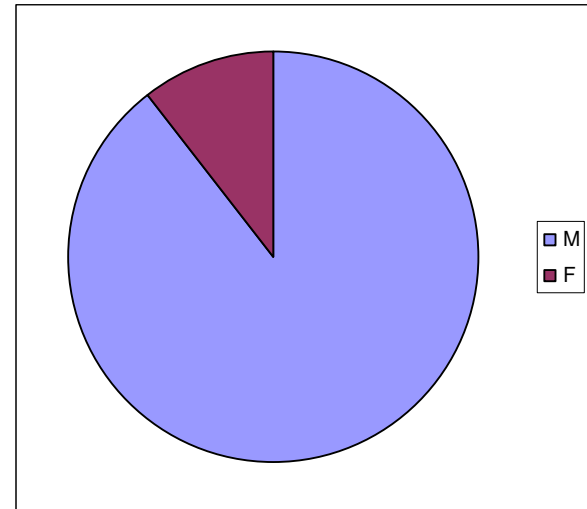
TLRI Project  
Understanding and Enhancing Learning Communities in  
Tertiary Education in Science and Engineering

Result for

**Year 1 - WINTEC**

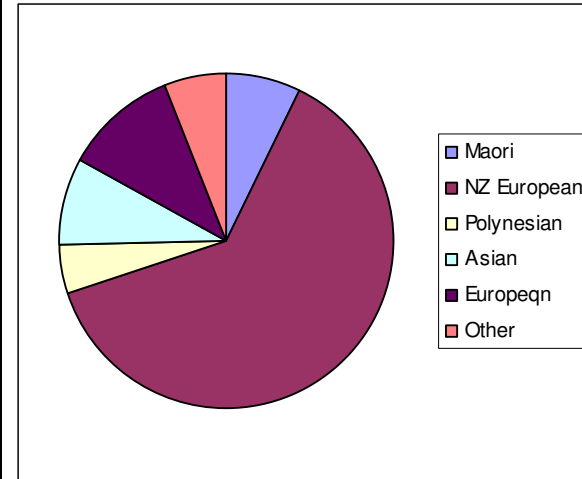
1. Sex

	Institution				Wintec sex	
					Count	%
M					76	89.4%
F					9	10.6%
Total					85	100.0%



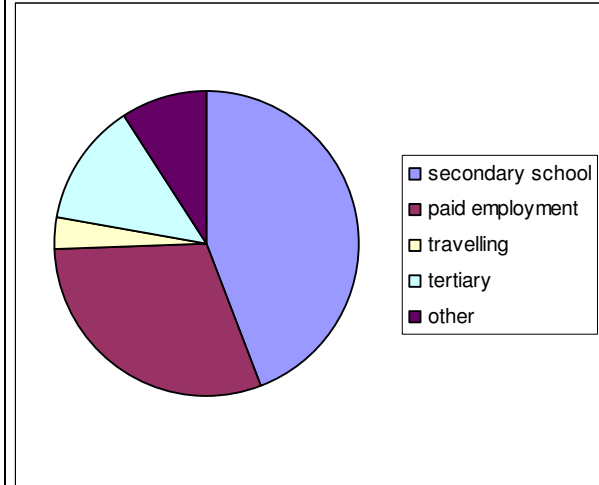
## 2. Ethic

	Institution				Wintec		ethnic	
					Count	%		
Maori					6	7.2%		
NZ European					52	62.7%		
Polynesian					4	4.8%		
Asian					7	8.4%		
Europeqn					9	10.8%		
Other					5	6.0%		
Total					83	100.0%		



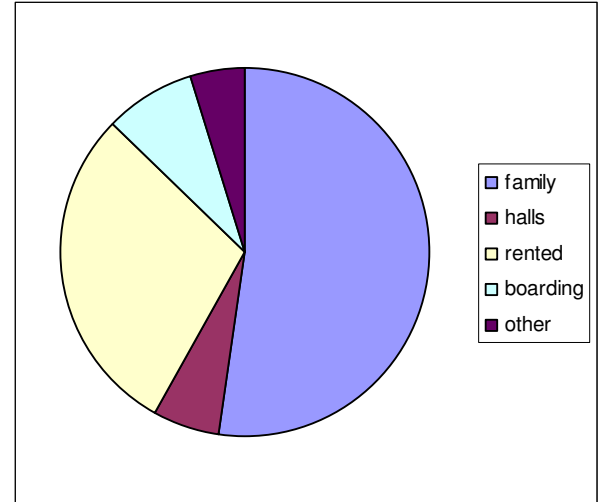
3. Before starting my tertiary studies this year, I was:

	Institution				Count	%
			Wintec			
			before			
secondary school				38	44.2%	
paid employment				26	30.2%	
travelling				3	3.5%	
tertiary				11	12.8%	
other				8	9.3%	
Total				86	100.0%	



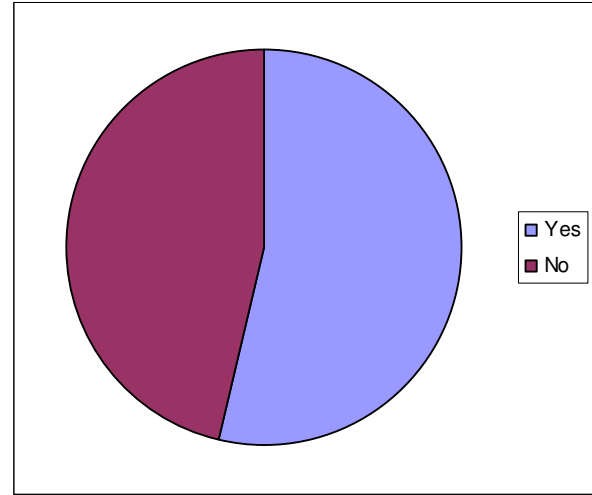
4. While doing my current tertiary studies, I am:

	Institution					
	Wintec					
	living					
				Count	%	
family				45	52.3%	
halls				5	5.8%	
rented				25	29.1%	
boarding				7	8.1%	
other				4	4.7%	
Total				86	100.0%	



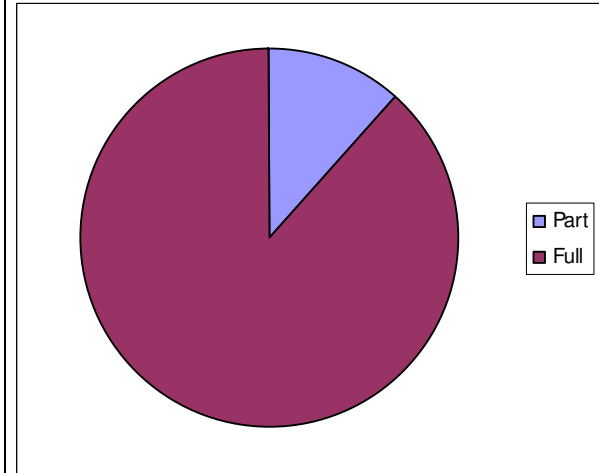
5. I am studying in my home city.

	Institution	
	Wintec	home city
	Count	%
yes	46	53.5%
no	40	46.5%
Total	86	100.0%



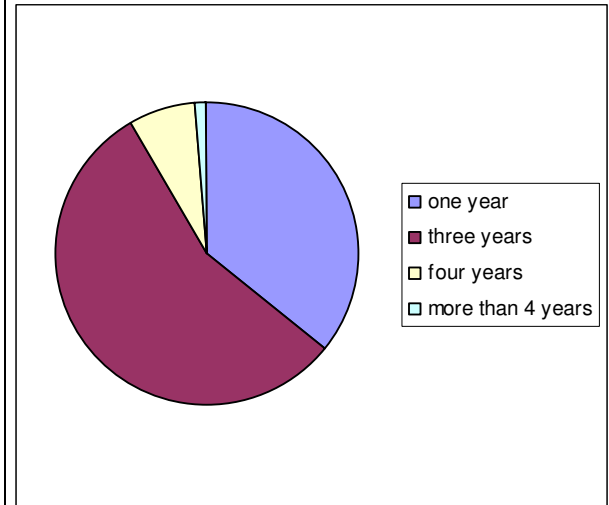
6. I am studying

	Institution				Wintec			
					study mode			
					Count	%		
part-time					10	11.6%		
full-time					76	88.4%		
Total	195	100.0%	54	100.0%	86	100.0%		



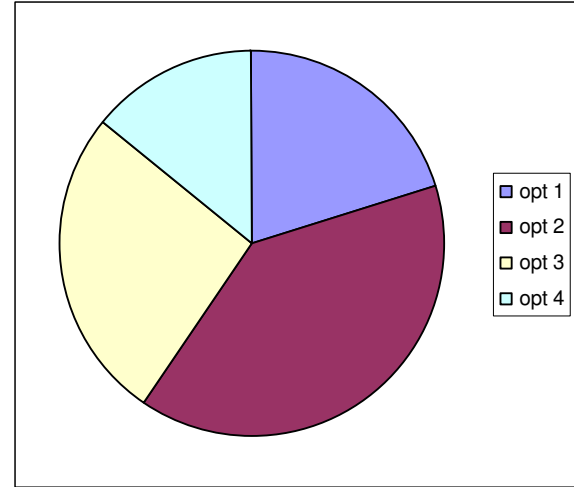
7. How long do you expect to be studying at this institution?

	Institution	
	Wintec	
	Count	%
one year	30	35.7%
three years	47	56.0%
four years	6	7.1%
more than 4 years	1	1.2%
Total	84	100.0%



8. Which of the following statements best describes your situation:

	Institution				Wintec situation	
					Count	%
opt 1					17	20.2%
opt 2					33	39.3%
opt 3					22	26.2%
opt 4					12	14.3%
Total					84	100.0%



Options:

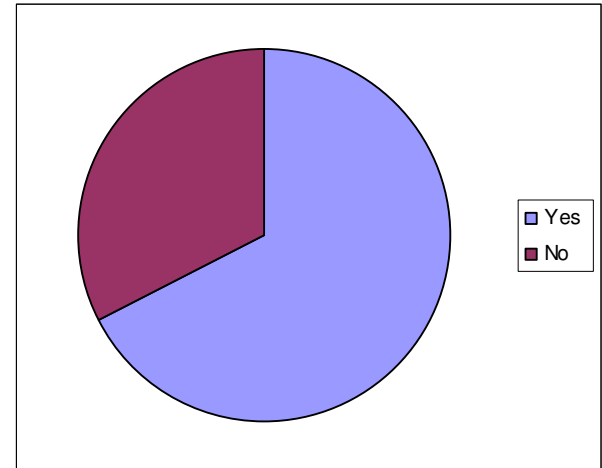
- 1: I am new to this institution and city and I do not yet know many other students studying here.
- 2: I have been living in this city for some time and I already have a group of friends who are studying here
- 3: Although I am new to this institution and city, I already have a group of friends who are studying here
- 4: Although I have been living in this city for some time, I do not yet know many other students studying here

9. Apart from holiday periods, do you expect to be in paid employment while you are studying?

	Institution			
	Count			
yes	122			
no	71			
Total	193			

	Wintec employment	
	Count	%
yes	56	67.5%
no	27	32.5%
Total	83	100.0%



10. What are the reasons you choose to do this course of study?

**Table (Overall)**

	Q10_Opt 1		Q10_Opt 2		Q10_Opt 3		Q10_Opt 4		Q10_Opt 5		Q10_Opt 6		Q10_Opt7	
	Count	%	Count	%	Count	%	Count	%	Count	%	Count	%	Count	%
no tick	93	24.9%	219	58.6%	321	85.8%	300	80.2%	136	36.4%	340	90.9%	360	96.3%
1 tick	151	40.4%	121	32.4%	49	13.1%	61	16.3%	167	44.7%	32	8.6%	14	3.7%
2 ticks	125	33.4%	32	8.6%	3	.8%	11	2.9%	65	17.4%	1	.3%	0	.0%
>1 double	5	1.3%	2	.5%	1	.3%	2	.5%	6	1.6%	1	.3%	0	.0%
Total	374	100.0%	374	100.0%	374	100.0%	374	100.0%	374	100.0%	374	100.0%	374	100.0%

**Table**

Institution Wintec

	Q10_Opt 1		Q10_Opt 2		Q10_Opt 3		Q10_Opt 4		Q10_Opt 5		Q10_Opt 6		Q10_Opt7	
	Count	%	Count	%	Count	%	Count	%	Count	%	Count	%	Count	%
no tick	14	3.7%	64	17.1%	80	21.4%	64	17.1%	41	11.0%	84	22.5%	85	22.7%
1 tick	35	9.4%	18	4.8%	5	1.3%	18	4.8%	37	9.9%	1	.3%	1	.3%
2 ticks	35	9.4%	3	.8%	0	.0%	3	.8%	6	1.6%	0	.0%	0	.0%
>1 double	2	.5%	1	.3%	1	.3%	1	.3%	2	.5%	1	.3%	0	.0%
Total	86	23.0%	86	23.0%	86	23.0%	86	23.0%	86	23.0%	86	23.0%	86	23.0%

**Options:**

- 1: I need it for my chosen career.
- 2: I enjoyed the subject at secondary school.
- 3: Careers advice at secondary school.
- 4: Family and friends advised me to do it.
- 5: I felt I would enjoy this subject.
- 6: Other students have told me that it is an interesting and enjoyable course.
- 7: Other

**Key:**

- no tick:** pp puts no tick on this option  
**1 tick:** pp puts one tick on this option  
**2 ticks:** pp puts two ticks on this option only  
**>1 double:** pp puts two ticks on this option as well as other option(s)  
**NR:** pp does not put tick on any options

**11a.** Which of these have you experienced in your past education?

**Table (Overall)**

	Q11a_Opt 1		Q11a_Opt 2		Q11a_Opt 3		Q11a_Opt 4		Q11a_Opt 5		Q11a_Opt 6		Q11a_Opt 7	
	Count	%	Count	%	Count	%	Count	%	Count	%	Count	%	Count	%
no tick	25	6.8%	85	23.2%	87	23.7%	48	13.1%	104	28.3%	59	16.1%	97	26.4%
1 tick	342	93.2%	282	76.8%	280	76.3%	319	86.9%	263	71.7%	308	83.9%	270	73.6%
Total	367	100.0%	367	100.0%	367	100.0%	367	100.0%	367	100.0%	367	100.0%	367	100.0%

**Table**

Institution Wintec

	Q11a_Opt 1		Q11a_Opt 2		Q11a_Opt 3		Q11a_Opt 4		Q11a_Opt 5		Q11a_Opt 6		Q11a_Opt 7	
	Count	%	Count	%	Count	%	Count	%	Count	%	Count	%	Count	%
no tick	8	2.2%	23	6.3%	25	6.8%	13	3.5%	28	7.6%	19	5.2%	26	7.1%
1 tick	74	20.2%	59	16.1%	57	15.5%	69	18.8%	54	14.7%	63	17.2%	56	15.3%
Total	82	22.3%	82	22.3%	82	22.3%	82	22.3%	82	22.3%	82	22.3%	82	22.3%

Options:

- 1: Completing book or worksheet based exercises and problems
- 2: Lecture or presentation from teacher
- 3: In class discussion or debate with teacher and pupils
- 4: Practical activities, e.g. laboratory, workshop, or project work
- 5: Preparing and making a presentation to the class
- 6: Personal reading and research
- 7: Field trips and activities outside the school

Key:

- no tick:** pp puts no tick on this option  
**1 tick:** pp puts one tick on this option  
**NR:** pp does not put tick on any options

**11b:** Which of these did you find enjoyable?

**Table (Overall)**

	Q11b_Opt 1		Q11b_Opt 2		Q11b_Opt 3		Q11b_Opt 4		Q11b_Opt 5		Q11b_Opt 6		Q11b_Opt 7	
	Count	%	Count	%	Count	%	Count	%	Count	%	Count	%	Count	%
no tick	222	61.5%	242	67.0%	156	43.2%	66	18.3%	300	83.1%	226	62.6%	109	30.2%
1 tick	119	33.0%	106	29.4%	162	44.9%	170	47.1%	55	15.2%	115	31.9%	166	46.0%
2 ticks	8	2.2%	5	1.4%	26	7.2%	92	25.5%	1	.3%	10	2.8%	55	15.2%
>1 double	12	3.3%	8	2.2%	17	4.7%	33	9.1%	5	1.4%	10	2.8%	31	8.6%
Total	361	100.0%	361	100.0%	361	100.0%	361	100.0%	361	100.0%	361	100.0%	361	100.0%

**Table**

Institution Wintec

	Q11b_Opt 1		Q11b_Opt 2		Q11b_Opt 3		Q11b_Opt 4		Q11b_Opt 5		Q11b_Opt 6		Q11b_Opt 7	
	Count	%	Count	%	Count	%	Count	%	Count	%	Count	%	Count	%
no tick	47	13.0%	63	17.5%	42	11.6%	17	4.7%	64	17.7%	56	15.5%	28	7.8%
1 tick	30	8.3%	17	4.7%	30	8.3%	34	9.4%	16	4.4%	19	5.3%	37	10.2%
2 ticks	1	.3%	0	.0%	5	1.4%	20	5.5%	1	.3%	0	.0%	8	2.2%
>1 double	4	1.1%	2	.6%	5	1.4%	11	3.0%	1	.3%	7	1.9%	9	2.5%
Total	82	22.7%	82	22.7%	82	22.7%	82	22.7%	82	22.7%	82	22.7%	82	22.7%

**Options:**

- 1: Completing book or worksheet based exercises and problems
- 2: Lecture or presentation from teacher
- 3: In class discussion or debate with teacher and pupils
- 4: Practical activities, e.g. laboratory, workshop, or project work
- 5: Preparing and making a presentation to the class
- 6: Personal reading and research
- 7: Field trips and activities outside the school

**Key:**

- no tick:** pp puts no tick on this option
- 1 tick:** pp puts one tick on this option
- NR:** pp does not put tick on any options

**11c:** Which of these helped you to understand what you were studying?

**Table (Overall)**

	Q11c_Opt 1		Q11c_Opt 2		Q11c_Opt 3		Q11c_Opt 4		Q11c_Opt 5		Q11c_Opt 6		Q11c_Opt 7	
	Count	%	Count	%	Count	%	Count	%	Count	%	Count	%	Count	%
no tick	110	30.1%	148	40.4%	153	41.8%	75	20.5%	264	72.1%	123	33.6%	206	56.3%
1 tick	203	55.5%	177	48.4%	166	45.4%	191	52.2%	90	24.6%	195	53.3%	134	36.6%
2 ticks	29	7.9%	22	6.0%	26	7.1%	63	17.2%	4	1.1%	24	6.6%	10	2.7%
>1 double	24	6.6%	19	5.2%	21	5.7%	37	10.1%	8	2.2%	24	6.6%	16	4.4%
Total	366	100.0%	366	100.0%	366	100.0%	366	100.0%	366	100.0%	366	100.0%	366	100.0%

**Table**

Institution Wintec

	Q11c_Opt 1		Q11c_Opt 2		Q11c_Opt 3		Q11c_Opt 4		Q11c_Opt 5		Q11c_Opt 6		Q11c_Opt 7	
	Count	%	Count	%	Count	%	Count	%	Count	%	Count	%	Count	%
no tick	27	7.4%	42	11.5%	44	12.0%	14	3.8%	58	15.8%	37	10.1%	43	11.7%
1 tick	47	12.8%	37	10.1%	32	8.7%	45	12.3%	23	6.3%	30	8.2%	31	8.5%
2 ticks	2	.5%	2	.5%	3	.8%	14	3.8%	1	.3%	6	1.6%	3	.8%
>1 double	7	1.9%	2	.5%	4	1.1%	10	2.7%	1	.3%	10	2.7%	6	1.6%
Total	83	22.7%	83	22.7%	83	22.7%	83	22.7%	83	22.7%	83	22.7%	83	22.7%

**Options:**

- 1: Completing book or worksheet based exercises and problems
- 2: Lecture or presentation from teacher
- 3: In class discussion or debate with teacher and pupils
- 4: Practical activities, e.g. laboratory, workshop, or project work
- 5: Preparing and making a presentation to the class
- 6: Personal reading and research
- 7: Field trips and activities outside the school

**Key:**

- no tick:** pp puts no tick on this option  
**1 tick:** pp puts one tick on this option  
**NR:** pp does not put tick on any options

**11d:** Which of these do you expect to do in your tertiary study?

**Table (Overall)**

	Q11d_Opt 1		Q11d_Opt 2		Q11d_Opt 3		Q11d_Opt 4		Q11d_Opt 5		Q11d_Opt 6		Q11d_Opt 7	
	Count	%	Count	%	Count	%	Count	%	Count	%	Count	%	Count	%
no tick	77	21.2%	56	15.4%	158	43.4%	43	11.8%	221	60.7%	63	17.3%	208	57.1%
1 tick	255	70.1%	235	64.6%	190	52.2%	241	66.2%	133	36.5%	254	69.8%	136	37.4%
2 ticks	14	3.8%	46	12.6%	5	1.4%	44	12.1%	4	1.1%	23	6.3%	7	1.9%
>1 double	18	4.9%	27	7.4%	11	3.0%	36	9.9%	6	1.6%	24	6.6%	13	3.6%
Total	364	100.0%	364	100.0%	364	100.0%	364	100.0%	364	100.0%	364	100.0%	364	100.0%

**Table**

Institution Wintec

	Q11d_Opt 1		Q11d_Opt 2		Q11d_Opt 3		Q11d_Opt 4		Q11d_Opt 5		Q11d_Opt 6		Q11d_Opt 7	
	Count	%	Count	%	Count	%	Count	%	Count	%	Count	%	Count	%
no tick	13	3.6%	19	5.2%	36	9.9%	14	3.8%	51	14.0%	19	5.2%	52	14.3%
1 tick	60	16.5%	50	13.7%	46	12.6%	51	14.0%	31	8.5%	52	14.3%	26	7.1%
2 ticks	1	.3%	5	1.4%	0	.0%	5	1.4%	1	.3%	3	.8%	0	.0%
>1 double	9	2.5%	9	2.5%	1	.3%	13	3.6%	0	.0%	9	2.5%	5	1.4%
Total	83	22.8%	83	22.8%	83	22.8%	83	22.8%	83	22.8%	83	22.8%	83	22.8%

**Options:**

- 1: Completing book or worksheet based exercises and problems
- 2: Lecture or presentation from teacher
- 3: In class discussion or debate with teacher and pupils
- 4: Practical activities, e.g. laboratory, workshop, or project work
- 5: Preparing and making a presentation to the class
- 6: Personal reading and research
- 7: Field trips and activities outside the school

**Key:**

- no tick:** pp puts no tick on this option
- 1 tick:** pp puts one tick on this option
- NR:** pp does not put tick on any options

**12a:** At secondary school, where would you go to for help with your studies?

**Table (Overall)**

	Q12a_Opt 1		Q12a_Opt 2		Q12a_Opt 3		Q12a_Opt 4		Q12a_Opt 5	
	Count	%	Count	%	Count	%	Count	%	Count	%
no tick	33	9.1%	193	53.3%	147	40.6%	132	36.5%	58	16.0%
1 tick	194	53.6%	148	40.9%	191	52.8%	198	54.7%	215	59.4%
2 ticks	98	27.1%	10	2.8%	7	1.9%	19	5.2%	55	15.2%
>1 double	37	10.2%	11	3.0%	17	4.7%	13	3.6%	34	9.4%
Total	362	100.0%	362	100.0%	362	100.0%	362	100.0%	362	100.0%

**Table**

Institution Wintec

	Q12a_Opt 1		Q12a_Opt 2		Q12a_Opt 3		Q12a_Opt 4		Q12a_Opt 5	
	Count	%	Count	%	Count	%	Count	%	Count	%
no tick	9	2.5%	44	12.2%	31	8.6%	33	9.1%	15	4.1%
1 tick	48	13.3%	30	8.3%	43	11.9%	41	11.3%	50	13.8%
2 ticks	17	4.7%	4	1.1%	2	.6%	2	.6%	7	1.9%
>1 double	9	2.5%	5	1.4%	7	1.9%	7	1.9%	11	3.0%
Total	83	22.9%	83	22.9%	83	22.9%	83	22.9%	83	22.9%

**Options:**

- 1: Teacher of the course
- 2: Family/whanau and friends
- 3: The Internet
- 4: Library or other books
- 5: Classmates doing the same course

**Key:**

- no tick:** pp puts no tick on this option  
**1 tick:** pp puts one tick on this option  
**2 ticks:** pp puts two ticks on this option only  
**>1 double:** pp puts two ticks on this option as well as other option(s)  
**NR:** pp does not put tick on any options

**12b:** During your tertiary studies, where do you expect to go for help?

**Table (Overall)**

	Q12b_Opt 1		Q12b_Opt 2		Q12b_Opt 3		Q12b_Opt 4		Q12b_Opt 5	
	Count	%	Count	%	Count	%	Count	%	Count	%
no tick	43	11.7%	252	68.3%	90	24.4%	61	16.5%	64	17.3%
1 tick	202	54.7%	104	28.2%	236	64.0%	214	58.0%	231	62.6%
2 ticks	74	20.1%	4	1.1%	12	3.3%	56	15.2%	35	9.5%
>1 double	50	13.6%	9	2.4%	31	8.4%	38	10.3%	39	10.6%
Total	369	100.0%	369	100.0%	369	100.0%	369	100.0%	369	100.0%

**Table**

Institution Wintec

	Q12b_Opt 1		Q12b_Opt 2		Q12b_Opt 3		Q12b_Opt 4		Q12b_Opt 5	
	Count	%	Count	%	Count	%	Count	%	Count	%
no tick	11	3.0%	50	13.6%	25	6.8%	29	7.9%	14	3.8%
1 tick	45	12.2%	27	7.3%	47	12.7%	42	11.4%	46	12.5%
2 ticks	13	3.5%	3	.8%	3	.8%	1	.3%	10	2.7%
>1 double	15	4.1%	4	1.1%	9	2.4%	12	3.3%	14	3.8%
Total	84	22.8%	84	22.8%	84	22.8%	84	22.8%	84	22.8%

**Options:**

- 1: Teacher of the course
- 2: Family/whanau and friends
- 3: The Internet
- 4: Library or other books
- 5: Classmates doing the same course

**Key:**

- no tick:** pp puts no tick on this option
- 1 tick:** pp puts one tick on this option
- 2 ticks:** pp puts two ticks on this option only
- >1 double:** pp puts two ticks on this option as well as other option(s)
- NR:** pp does not put tick on any options

**Key for mean:**

1: Strongly agree      2: Agree      3: Neutral  
 4: Disagree          5: Strongly disagree

Inst.	Wintec			Total			Question
	N	Mean	SD	N	Mean	SD	
Q13	86	2.12	0.83	372	2.11	0.82	13. I expect to find subject content at tertiary level more difficult to understand than the subject content I studied at secondary school
Q14	86	3.47	1.10	372	3.49	1.02	14. I expect to have a lot of free time while I am studying
Q15	86	3.29	0.85	372	2.88	1.04	15. I expect to be involved in my institution's sport clubs and activities while studying here
Q16	86	3.57	0.86	373	3.29	0.92	16. I expect to be involved in my institution's cultural clubs and activities while studying here
Q17	86	2.26	0.81	374	2.30	0.88	17. I expect to socialize most with new friends I will make while studying here
Q18	86	2.34	0.83	374	2.45	0.89	18. I expect to socialize most with friends I had before I began studying here
Q19	86	2.48	0.66	373	2.20	0.75	19. I expect to benefit from being in contact with active researchers

Inst.	Wintec			Total			Question
	N	Mean	SD	N	Mean	SD	
Q20	86	2.12	0.76	373	1.92	0.70	20. I expect to find course information and resources on the web/internet
Q21	86	1.88	0.66	372	1.87	0.72	21. I expect helpful and timely feedback on my progress from my teachers
Q22	86	1.91	0.68	373	1.84	0.67	22. I expect to have to learn lots of facts
Q23	86	1.72	0.66	371	1.67	0.59	23. I expect to learn practical, problem-solving skills
Q24	86	1.41	0.60	372	1.43	0.69	24. I expect the qualification I get to help me get a job
Q25	86	1.79	0.77	372	1.73	0.72	25. I expect lecturers/tutors to be available to answer my questions
Q26	86	2.85	0.82	371	2.73	0.77	26. I expect to get to know lecturers/tutors on a personal level
Q27	86	1.86	0.72	369	1.71	0.70	27. I expect to use a computer during my studies
Q28	86	2.19	0.82	369	2.03	0.80	28. I expect computer skills to be an important aspect of my studies
Q29	86	2.40	0.84	369	2.19	0.80	29. I expect academic pressure on me as a student
Q30	86	2.51	0.81	368	2.36	0.91	30. I expect a heavy workload
Q31	86	1.93	0.55	368	1.87	0.69	31. I expect to have a clear idea of what is expected of me in my courses
Q32	86	2.20	0.85	367	2.02	0.76	32. I am looking forward to my time as a tertiary student
Q33	86	2.09	0.76	367	1.84	0.67	33. I will be expected to produce work of a high standard
Q34	86	2.34	0.70	367	2.17	0.67	34. I expect to feel part of the learning community in this institution

Inst.	Wintec			Total			Question
	N	Mean	SD	N	Mean	SD	
Q35	86	2.16	0.70	367	2.14	0.79	35. I expect to be tested on things I have memorized
Q36	86	2.01	0.69	367	1.89	0.62	36. I expect to be tested on my ability to solve practical problems
Q37	85	2.48	0.96	363	2.64	0.95	37. I expect to go on to further study after I complete this qualification
Q38	85	2.21	0.69	365	2.08	0.64	38. I expect to be tested on my ability to solve theoretical problems
Q39	85	1.86	0.77	365	1.99	0.83	39. I expect what I learn to be directly relevant to my later employment
Q40	85	1.98	0.91	365	1.95	0.84	40. I expect lectures to be interesting and enjoyable
Q41	85	1.79	0.67	365	1.69	0.68	41. I expect practical teaching sessions, e.g. laboratory or workshop sessions, to be interesting and enjoyable

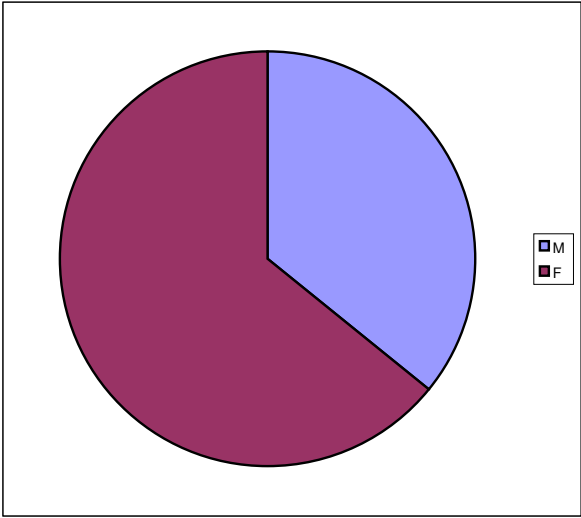
TLRI Project  
Understanding and Enhancing Learning Communities in  
Tertiary Education in Science and Engineering

Result for

Year 2 - Wintec

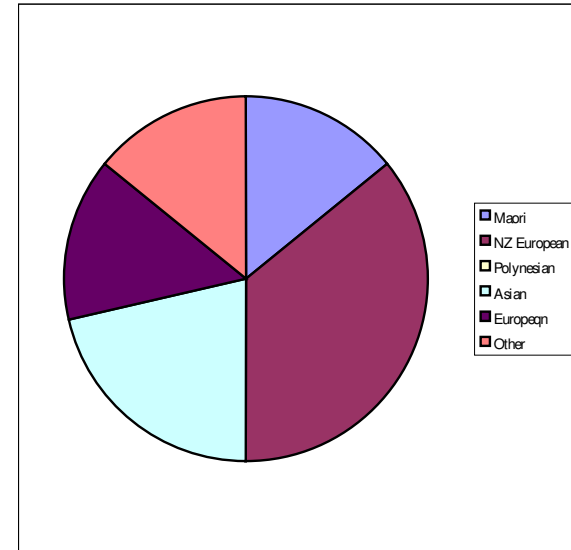
1. Sex

	Institution					
	Wintec					
	sex					
	Count		%			
M	5		35.7%			
F	9		64.3%			
Total	14		100.0%			



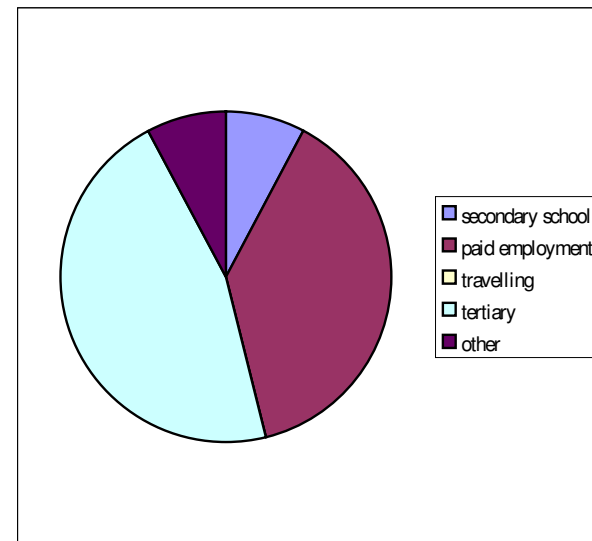
## 2. Ethic

	Institution				Wintec		ethnic	
					Count	%		
Maori					2	14.3%		
NZ European					5	35.7%		
Polynesian					0	.0%		
Asian					3	21.4%		
Europeqn					2	14.3%		
Other					2	14.3%		
Total					14	100.0%		



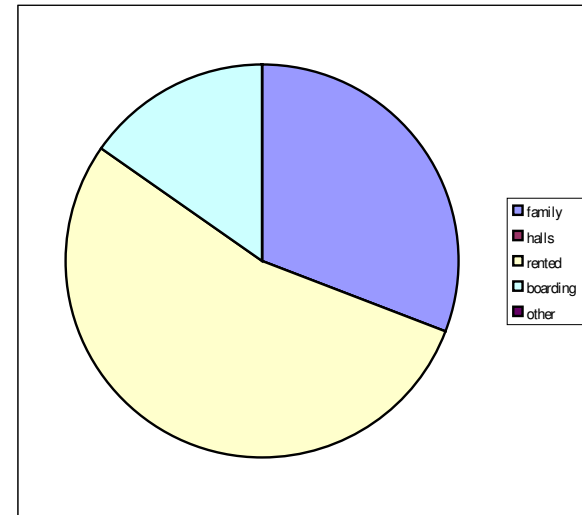
3. Before starting my tertiary studies this year, I was:

	Institution				Count	%
	Wintec					
	before					
secondary school					1	7.7%
paid employment					5	38.5%
travelling					0	.0%
tertiary					6	46.2%
other					1	7.7%
Total					13	100.0%



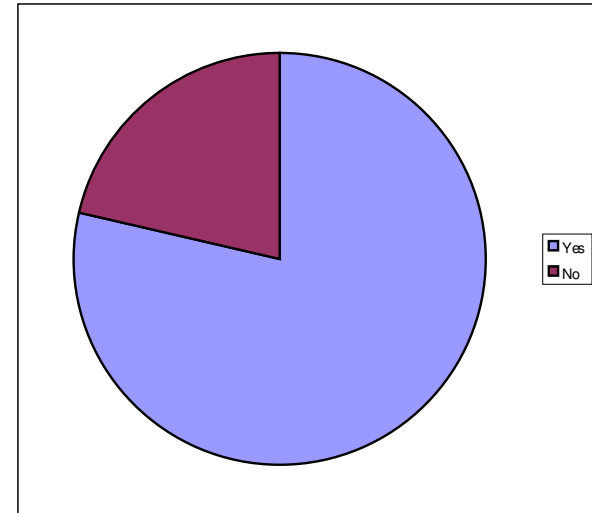
4. While doing my current tertiary studies, I am:

	Institution					
	Wintec					
	living					
				Count	%	
family				4	30.8%	
halls				0	.0%	
rented				7	53.8%	
boarding				2	15.4%	
other				0	.0%	
Total				13	100.0%	



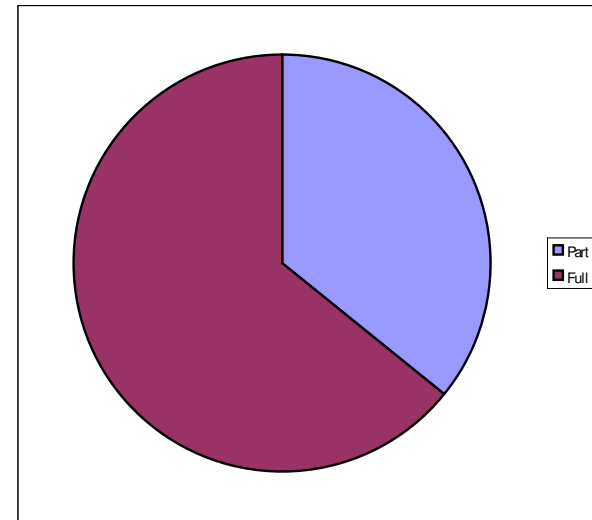
5. I am studying in my home city.

	Institution					
	Wintec home city					
	Count	%				
yes	11	78.6%				
no	3	21.4%				
Total	14	100.0%				



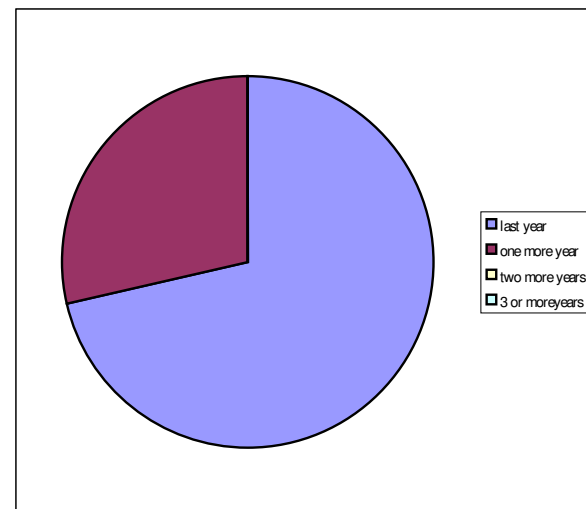
6. I am studying

	Institution					
	Wintec					
	study mode					
				Count	%	
part-time				5	35.7%	
full-time				9	64.3%	
Total				14	100.0%	



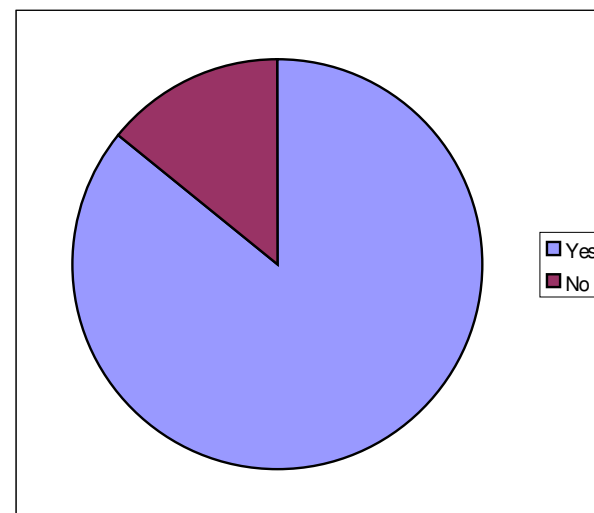
7. How long do you expect to be studying at this institution?

	Institution					
	Wintec study duration					
	Count		%			
last year				10	71.4%	
one more year				4	28.6%	
two more years				0	.0%	
3 or more years				0	.0%	
Total				14	100.0%	



8. Apart from holiday periods, have you been in paid employment while you are studying?

	Institution					
	Wintec					
	employment					
					Count	%
yes					12	85.7%
no					2	14.3%
Total					14	100.0%



9. What are the reasons you chose to do this programme of study?

**Table (Overall)**

	Q9_Opt 1		Q9_Opt 2		Q9_Opt 3		Q9_Opt 4		Q9_Opt 5		Q9_Opt 6		Q9_Opt 7		Q9_Opt8	
	Count	%	Count	%	Count	%	Count	%	Count	%	Count	%	Count	%	Count	%
no tick	28	28.3%	53	53.5%	90	90.9%	86	86.9%	68	68.7%	32	32.3%	91	91.9%	89	89.9%
1 tick	44	44.4%	28	28.3%	6	6.1%	9	9.1%	25	25.3%	49	49.5%	8	8.1%	10	10.1%
2 ticks	23	23.2%	13	13.1%	2	2.0%	3	3.0%	4	4.0%	15	15.2%	0	.0%	0	.0%
>1 double	4	4.0%	5	5.1%	1	1.0%	1	1.0%	2	2.0%	3	3.0%	0	.0%	0	.0%
Total	99	100.0%	99	100.0%	99	100.0%	99	100.0%	99	100.0%	99	100.0%	99	100.0%	99	100.0%

**Table**

Institution Wintec

	Q9_Opt 1		Q9_Opt 2		Q9_Opt 3		Q9_Opt 4		Q9_Opt 5		Q9_Opt 6		Q9_Opt 7		Q9_Opt8	
	Count	%	Count	%	Count	%	Count	%	Count	%	Count	%	Count	%	Count	%
no tick	3	3.0%	9	9.1%	14	14.1%	12	12.1%	11	11.1%	7	7.1%	14	14.1%	13	13.1%
1 tick	7	7.1%	5	5.1%	0	.0%	1	1.0%	2	2.0%	4	4.0%	0	.0%	1	1.0%
2 ticks	3	3.0%	0	.0%	0	.0%	1	1.0%	1	1.0%	2	2.0%	0	.0%	0	.0%
>1 double	1	1.0%	0	.0%	0	.0%	0	.0%	0	.0%	1	1.0%	0	.0%	0	.0%
Total	14	14.1%	14	14.1%	14	14.1%	14	14.1%	14	14.1%	14	14.1%	14	14.1%	14	14.1%

Option 1	I need it for my chosen career.
Option 2	I enjoyed the subject at secondary school.
Option 3	Careers advice at secondary school.
Option 4	Family and friends advised me to do it.
Option 5	I enjoyed the subject in an earlier year of my tertiary study.
Option 6	I felt I would enjoy this subject.
Option 7	Other students have told me that it is an interesting and enjoyable subject.
Option 8	Other

10. Which of these have you experienced in your current programme of study?

**Table (Overall)**

	Q10_Opt 1		Q10_Opt 2		Q10_Opt 3		Q10_Opt 4		Q10_Opt 5		Q10_Opt 6		Q10_Opt 7		Q10_Opt 8		Q10_Opt9	
	Count	%	Count	%	Count	%	Count	%	Count	%	Count	%	Count	%	Count	%	Count	%
no tick	17	17.2%	3	3.0%	22	22.2%	17	17.2%	18	18.2%	0	.0%	22	22.2%	4	4.0%	16	16.2%
1 tick	82	82.8%	96	97.0%	77	77.8%	82	82.8%	81	81.8%	99	100.0%	77	77.8%	95	96.0%	83	83.8%
Total	99	100.0%	99	100.0%	99	100.0%	99	100.0%	99	100.0%	99	100.0%	99	100.0%	99	100.0%	99	100.0%

**Table**

Institution Wintec

	Q10_Opt 1		Q10_Opt 2		Q10_Opt 3		Q10_Opt 4		Q10_Opt 5		Q10_Opt 6		Q10_Opt 7		Q10_Opt 8		Q10_Opt9	
	Count	%	Count	%	Count	%	Count	%	Count	%	Count	%	Count	%	Count	%	Count	%
no tick	1	1.0%	0	.0%	2	2.0%	5	5.1%	3	3.0%	0	.0%	1	1.0%	0	.0%	0	.0%
1 tick	13	13.1%	14	14.1%	12	12.1%	9	9.1%	11	11.1%	14	14.1%	13	13.1%	14	14.1%	14	14.1%
Total	14	14.1%	14	14.1%	14	14.1%	14	14.1%	14	14.1%	14	14.1%	14	14.1%	14	14.1%	14	14.1%

Option 1	Completing book or worksheet based exercises and problems
Option 2	Lecture or presentation from lecturer/tutor
Option 3	In-class discussion or debate with lecturer/tutor and students
Option 4	Tutorials
Option 5	Group or team based activities
Option 6	Practical activities, e.g. laboratory, workshop, or project work
Option 7	Preparing and making a presentation to the class
Option 8	Personal reading and research
Option 9	Field trips and activities outside the classroom or workshop

11. Which of these did you find enjoyable?

**Table (Overall)**

	Q11_Opt 1		Q11_Opt 2		Q11_Opt 3		Q11_Opt 4		Q11_Opt 5		Q11_Opt 6		Q11_Opt 7		Q11_Opt 8		Q11_Opt 9	
	Count	%	Count	%	Count	%	Count	%	Count	%	Count	%	Count	%	Count	%	Count	%
no tick	68	68.7%	34	34.3%	55	55.6%	66	66.7%	53	53.5%	17	17.2%	79	79.8%	42	42.4%	35	35.4%
1 tick	26	26.3%	49	49.5%	35	35.4%	28	28.3%	38	38.4%	51	51.5%	19	19.2%	46	46.5%	37	37.4%
2 ticks	1	1.0%	8	8.1%	4	4.0%	2	2.0%	4	4.0%	15	15.2%	0	.0%	3	3.0%	12	12.1%
>1 double	4	4.0%	8	8.1%	5	5.1%	3	3.0%	4	4.0%	16	16.2%	1	1.0%	8	8.1%	15	15.2%
Total	99	100.0%	99	100.0%	99	100.0%	99	100.0%	99	100.0%	99	100.0%	99	100.0%	99	100.0%	99	100.0%

**Table**

Institution Wintec

	Q11_Opt 1		Q11_Opt 2		Q11_Opt 3		Q11_Opt 4		Q11_Opt 5		Q11_Opt 6		Q11_Opt 7		Q11_Opt 8		Q11_Opt 9	
	Count	%	Count	%	Count	%	Count	%	Count	%	Count	%	Count	%	Count	%	Count	%
no tick	7	7.1%	6	6.1%	8	8.1%	11	11.1%	10	10.1%	4	4.0%	11	11.1%	7	7.1%	3	3.0%
1 tick	3	3.0%	4	4.0%	4	4.0%	2	2.0%	4	4.0%	7	7.1%	3	3.0%	4	4.0%	5	5.1%
2 ticks	1	1.0%	1	1.0%	0	.0%	0	.0%	0	.0%	0	.0%	0	.0%	0	.0%	2	2.0%
>1 double	3	3.0%	3	3.0%	2	2.0%	1	1.0%	0	.0%	3	3.0%	0	.0%	3	3.0%	4	4.0%
Total	14	14.1%	14	14.1%	14	14.1%	14	14.1%	14	14.1%	14	14.1%	14	14.1%	14	14.1%	14	14.1%

Option 1	Completing book or worksheet based exercises and problems
Option 2	Lecture or presentation from lecturer/tutor
Option 3	In-class discussion or debate with lecturer/tutor and students
Option 4	Tutorials
Option 5	Group or team based activities
Option 6	Practical activities, e.g. laboratory, workshop, or project work
Option 7	Preparing and making a presentation to the class
Option 8	Personal reading and research
Option 9	Field trips and activities outside the classroom or workshop

12. Which of these helped you to understand what you were studying?

**Table (Overall)**

	Q12_Opt 1		Q12_Opt 2		Q12_Opt 3		Q12_Opt 4		Q12_Opt 5		Q12_Opt 6		Q12_Opt 7		Q12_Opt 8		Q12_Opt 9	
	Count	%	Count	%	Count	%	Count	%	Count	%	Count	%	Count	%	Count	%	Count	%
no tick	45	45.5%	17	17.2%	51	51.5%	33	33.3%	67	67.7%	16	16.2%	72	72.7%	21	21.2%	49	49.5%
1 tick	45	45.5%	50	50.5%	40	40.4%	42	42.4%	26	26.3%	47	47.5%	26	26.3%	52	52.5%	38	38.4%
2 ticks	1	1.0%	15	15.2%	1	1.0%	8	8.1%	0	.0%	12	12.1%	0	.0%	6	6.1%	1	1.0%
>1 double	8	8.1%	17	17.2%	7	7.1%	16	16.2%	6	6.1%	24	24.2%	1	1.0%	20	20.2%	11	11.1%
Total	99	100.0%	99	100.0%	99	100.0%	99	100.0%	99	100.0%	99	100.0%	99	100.0%	99	100.0%	99	100.0%

**Table**

Institution Wintec

	Q12_Opt 1		Q12_Opt 2		Q12_Opt 3		Q12_Opt 4		Q12_Opt 5		Q12_Opt 6		Q12_Opt 7		Q12_Opt 8		Q12_Opt 9	
	Count	%	Count	%	Count	%	Count	%	Count	%	Count	%	Count	%	Count	%	Count	%
no tick	4	4.0%	2	2.0%	5	5.1%	8	8.1%	11	11.1%	2	2.0%	9	9.1%	2	2.0%	7	7.1%
1 tick	8	8.1%	9	9.1%	7	7.1%	6	6.1%	3	3.0%	8	8.1%	5	5.1%	7	7.1%	5	5.1%
2 ticks	1	1.0%	1	1.0%	1	1.0%	0	.0%	0	.0%	0	.0%	0	.0%	1	1.0%	0	.0%
>1 double	1	1.0%	2	2.0%	1	1.0%	0	.0%	0	.0%	4	4.0%	0	.0%	4	4.0%	2	2.0%
Total	14	14.1%	14	14.1%	14	14.1%	14	14.1%	14	14.1%	14	14.1%	14	14.1%	14	14.1%	14	14.1%

Option 1	Completing book or worksheet based exercises and problems
Option 2	Lecture or presentation from lecturer/tutor
Option 3	In-class discussion or debate with lecturer/tutor and students
Option 4	Tutorials
Option 5	Group or team based activities
Option 6	Practical activities, e.g. laboratory, workshop, or project work
Option 7	Preparing and making a presentation to the class
Option 8	Personal reading and research
Option 9	Field trips and activities outside the classroom or workshop

13. Where do you go for help with your studies?

**Table (Overall)**

	Q13_Opt 1		Q13_Opt 2		Q13_Opt 3		Q13_Opt 4		Q13_Opt 5		Q13_Opt 6		Q13_Opt 7	
	Count	%	Count	%	Count	%	Count	%	Count	%	Count	%	Count	%
no tick	10	10.1%	80	80.8%	39	39.4%	18	18.2%	50	50.5%	92	92.9%	33	33.3%
1 tick	60	60.6%	17	17.2%	41	41.4%	51	51.5%	43	43.4%	5	5.1%	42	42.4%
2 ticks	13	13.1%	0	.0%	9	9.1%	13	13.1%	0	.0%	1	1.0%	11	11.1%
>1 double	16	16.2%	2	2.0%	10	10.1%	17	17.2%	6	6.1%	1	1.0%	13	13.1%
Total	99	100.0%	99	100.0%	99	100.0%	99	100.0%	99	100.0%	99	100.0%	99	100.0%

**Table**

Institution Wintec

	Q13_Opt 1		Q13_Opt 2		Q13_Opt 3		Q13_Opt 4		Q13_Opt 5		Q13_Opt 6		Q13_Opt 7	
	Count	%	Count	%	Count	%	Count	%	Count	%	Count	%	Count	%
no tick	0	.0%	13	13.1%	2	2.0%	3	3.0%	10	10.1%	14	14.1%	4	4.0%
1 tick	8	8.1%	1	1.0%	8	8.1%	9	9.1%	4	4.0%	0	.0%	7	7.1%
2 ticks	3	3.0%	0	.0%	3	3.0%	0	.0%	0	.0%	0	.0%	1	1.0%
>1 double	3	3.0%	0	.0%	1	1.0%	2	2.0%	0	.0%	0	.0%	2	2.0%
Total	14	14.1%	14	14.1%	14	14.1%	14	14.1%	14	14.1%	14	14.1%	14	14.1%

Option 1	Lecturer/tutor of the course
Option 2	Family/whanau and friends
Option 3	The Internet
Option 4	Library or other books
Option 5	Tutorials
Option 6	Your institution's student support services
Option 7	Classmates doing the same course/paper

Question	WINTEC			Total		
	N	Mean	SD	N	Mean	SD
Q14 I have found subject content at tertiary level more difficult to understand than the subject content I studied at secondary school (high school).	14	3.14	0.86	99	2.41	0.95
Q15 I have had a lot of free time during my programme of study.	14	4.00	0.88	99	3.66	0.99
Q16 When preparing for tests or exams I prefer to study on my own rather than with a friend or group.	14	2.29	1.14	99	2.13	1.00
Q17 I have been involved in my tertiary Inst.'s sport clubs and activities while studying here.	14	4.00	1.04	98	3.88	1.14
Q18 I have been involved in my tertiary Inst.'s cultural clubs and activities while studying here.	14	4.36	0.74	98	4.15	0.97
Q19 I have socialized most with new friends I have made while studying here.	14	3.21	1.25	98	2.56	1.13
Q20 I have found the subject content of my studies to be progressively more difficult in each year of my studies.	14	2.21	0.70	99	2.09	0.78
Q21 I feel I have benefited from being in contact with active researchers/professionals in my field of study.	14	2.43	1.02	99	2.09	0.82
Q22 During my programme of study, course information and resources have been available on the Web/Internet.	14	2.93	0.62	99	2.31	0.76
Q23 I have received helpful and timely feedback on my progress from my lecturers/tutors.	14	2.43	0.85	99	2.42	0.80
Q24 I have had to learn lots of facts in order to pass tests/assessments/exams.	14	1.71	0.47	99	1.84	0.71
Q25 I have learned practical problem-solving skills.	14	2.14	0.66	99	2.26	0.69
Q26 I have been involved in online learning activities as part of my programme of study.	13	3.54	1.13	98	3.05	1.05
Q27 I expect the qualification I will get to help me get a job.	14	1.86	0.66	99	1.82	0.75
Q28 Lecturers/tutors have been readily available to answer my questions.	13	2.08	1.04	98	1.97	0.77

Q29 I have got to know my lecturers/tutors on a personal level.	14	3.07	1.00	98	2.81	0.87
Q30 In my opinion, students with well developed computer-based skills do better in my programme of study.	14	2.64	0.93	98	2.52	1.04
Q31 I have found the theoretical parts of my studies hard to understand.	14	3.43	0.76	98	3.11	0.85
Q32 During my programme of study, I have had a heavy academic workload.	14	2.29	0.61	99	2.24	0.81
Q33 I have always been clear about what was expected of me in my programme of study.	14	2.57	0.85	99	2.30	0.85
Q34 So far, I have enjoyed my time as a tertiary student.	14	2.07	0.73	99	1.94	0.67
Q35 My lecturers/tutors expect me to produce work of a high standard.	14	2.07	0.62	99	1.96	0.57
Q36 I feel I am more part of the learning community of this Inst. than when I first started here.	14	2.50	0.65	99	2.21	0.70
Q37 I have found the practical parts of my studies hard to understand.	14	3.29	0.99	99	3.35	0.90
Q38 I have been tested on my ability to solve practical problems.	14	2.07	0.62	98	2.31	0.79
Q39 I expect to go on to further study after I complete this qualification.	14	2.79	1.42	98	2.57	1.06
Q40 I have been tested on my ability to solve theoretical problems.	14	2.14	0.77	98	2.16	0.74
Q41 I feel that what I have learned will be directly relevant to my later intended employment.	14	1.79	0.43	99	2.04	0.77
Q42 I have found lectures to be interesting and enjoyable.	14	1.93	0.62	99	2.18	0.63
Q43 I have found practical teaching sessions, e.g. laboratory or workshop sessions, to be interesting and enjoyable.	14	2.07	0.62	99	2.02	0.72

**Key for mean (Q14-43):**

1: Strongly agree      2: Agree      3: Neutral  
4: Disagree            5: Strongly disagree